

WHY **GALAXY** STORAGE BOXES?



- 870mm height
- High quality steel
- Steel corners for extra strength
- Stainless steel hinges for lid
- Up to 15 year warranty on cladding
- Assembled or kitset
- Enquire about available colours

*Prices include GST and are EXW Auckland. Prices and Colours subject to change without notice, February 2017. *Assembly service rates are applicable to Auckland only and are based on ground being level.*

SIZE	COLOUR KITSET	WOODEN FLOOR	BOX, FLOOR & ASSEMBLY*
0.75m x 0.75m	\$150	\$50	\$240
0.75m x 1.50m	\$210	\$90	\$340

STORAGE BOX APPLICATIONS

- Chicken coop
- Dog kennel
- Wood box
- Pool pump storage
- Outdoor sports equipment storage

Enquire about other options you may have.

FREQUENTLY ASKED QUESTIONS

DO I NEED A COUNCIL PERMIT?

We offer advice in the Auckland area. Site visits \$70.00 including GST which is refundable when you purchase a Galaxy Garden Shed or Storage Box.

DO I HAVE TO BE HOME FOR INSTALLATION?

As long as it is clearly marked where you want it to be placed then you do not have to be present.

DO I NEED TO DO ANYTHING PRIOR TO ARRIVAL?

Yes, it is important to make sure that the ground is level prior to us arriving.

HOW DO THEY ARRIVE IN AUCKLAND?

We prefer to assemble onsite but if the shed/storage box is small enough and location is simple then we are happy to assemble at our location and deliver to site pre-made.

HOW DO I PAY?

You can pay via cash, bank deposit or by eftpos at our showroom at 55 Allens Road, East Tamaki.

ARE THEY NZ MADE?

Yes

DO YOU SUPPLY OUTSIDE OF AUCKLAND?

Yes, freight will be an additional charge.

DO THEY COME WITH A WARRANTY?

Cladding has up to 15 years warranty.



sales@galaxystorage.co.nz
0800 743 3748
www.galaxystorage.co.nz
55 Allens Road, East Tamaki, Auckland



GARDEN
SHEDS

sales@galaxystorage.co.nz
0800 743 3748
www.galaxystorage.co.nz



PRICE LIST | GARDEN SHEDS KIT SET

STYLE **FLAT ROOF**

SIZE	COLOUR KITSET	ZINCALUME KITSET	WOODEN FLOOR	SHED, FLOOR & ASSEMBLY* COLOURZINCALUME	
1.50m x 0.75m	\$575	\$366	\$175	\$920	\$711
2.25m x 0.75m	\$687	\$470	\$200	\$1057	\$840
1.50m x 1.50m	\$730	\$489	\$215	\$1155	\$914
2.25m x 1.50m	\$880	\$560	\$274	\$1394	\$1074
3.00m x 1.50m	\$980	\$700	\$355	\$1590	\$1310

STYLE **GABLE ROOF**


SIZE	COLOUR	ZINCALUME	WOODEN FLOOR	SHED, FLOOR & ASSEMBLY* COLOURZINCALUME	
2.25m x 2.25m	\$1165	\$835	\$325	\$1805	\$1475
3.00m x 2.25m	\$1220	\$980	\$445	\$2035	\$1790
3.75m x 2.25m	\$1290	\$1050	\$485	\$2190	\$1950
3.00m x 3.00m	\$1375	\$1120	\$585	\$2405	\$2150
4.50m x 2.25m	\$1785	\$1520	\$610	\$2856	\$2600

OPTIONAL **EXTRAS**


LOUVRE WINDOW	2 BLADE - \$100	3 BLADE - \$110
EXTRA SLIDING DOORS	COLOUR - \$110	ZINCALUME - \$95



AVAILABLE **COLOURS**



TITANIA



GULL GREY




LICHEN



PERMANENT GREEN


PLANNER | GARDEN SHEDS KIT SET

Map out the positioning of your shed. Be specific with doors and windows.



WHY **GALAXY?**

- Galaxy sheds have sliding doors.
- Commercial grade rollers.
- Folded steel corners for strength.
- Up to 15 year warranty on cladding.
- Floors are made of treated timber.
- Effective weather resistant features are included.
- Storage Boxes have stainless steel hinges.



Prices include GST and are EXW Auckland. Prices subject to change without notice July 2017.
*Assembly service rates are applicable to Auckland only and are based on ground being level.